

# BI Office Data Discovery

BI Office **Data Discovery** assists users as they create reports and run ad hoc analysis. Through a point-and-click calculation designer, customizable variables, advanced query tools, and shared business logic, Data Discovery empowers every user in an enterprise with the freedom to unleash accurate and advanced analytics.

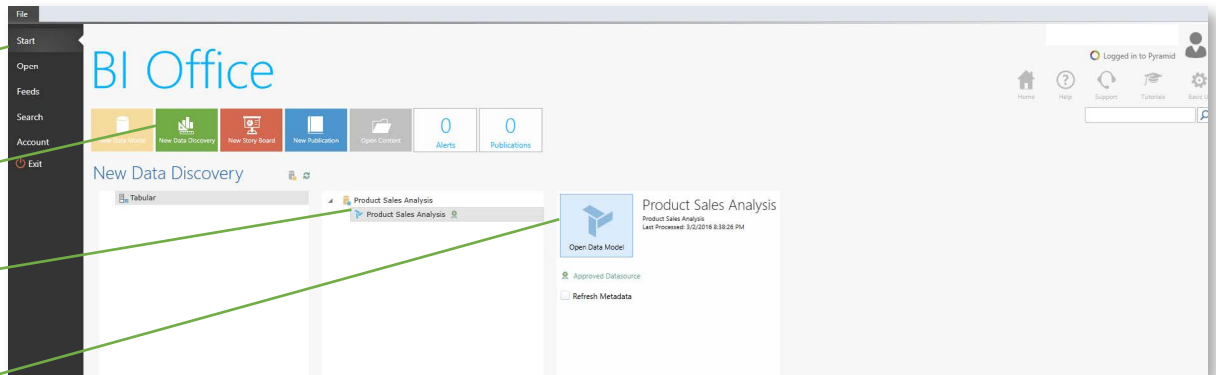
## New Data Discovery

Click **Start** from the Backstage in the main client.

Press **New Data Discovery**.

Select the server or database.

**Open Data Model:** The data to be analyzed in BI Office.



## Important Panels

Locate **Help** documents.

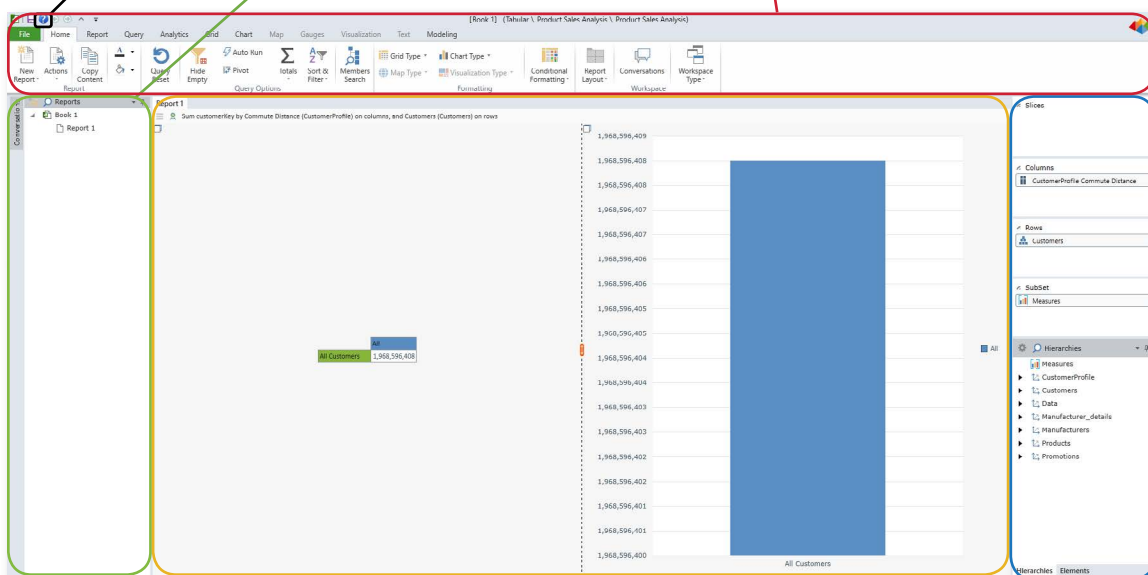
**Reports:** Create, save, and rename reports.

**Ribbon:** Features, tools, and commands to create a report.

**Selection Panel:** Interactive set of containers or zones that allow users to build a query by adding and arranging different hierarchies - **Slices, Columns, Rows, and SubSets**.

**Hierarchies and Elements:** Hierarchies allow users to browse the data model while Elements display the members. Drag and drop hierarchies between Slices, Columns, Rows, and SubSets.

**Report Panels:** Display grids, charts, maps, and KPIs based on criteria in the Selection Panel.



## Data Navigation

Explore and navigate the entire data model.

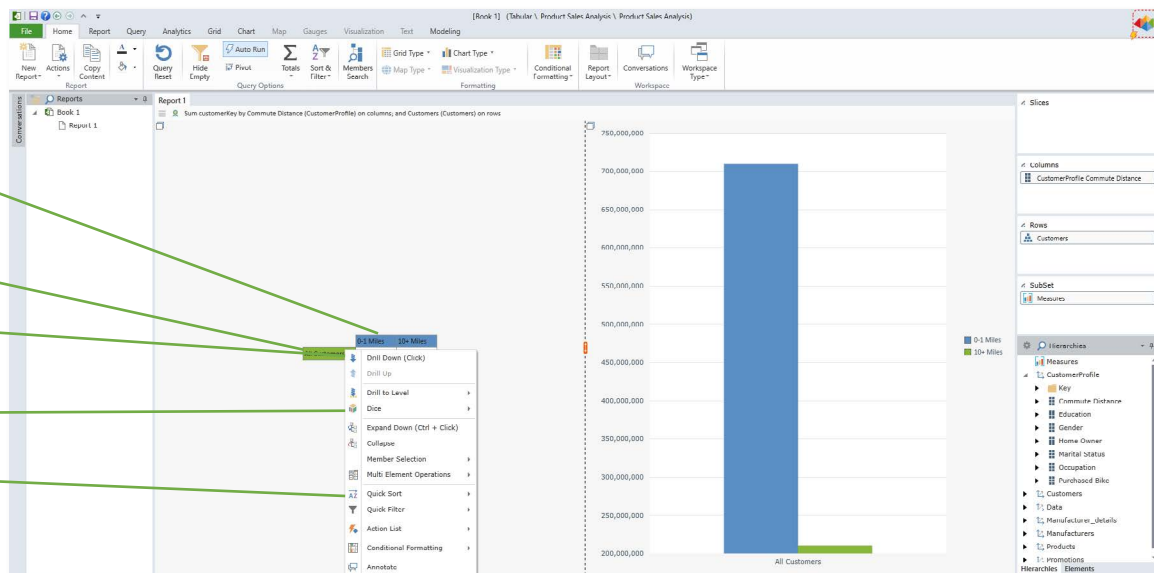
**Interact:** Right click on a member to access menu options.

Left click to **drill down**.

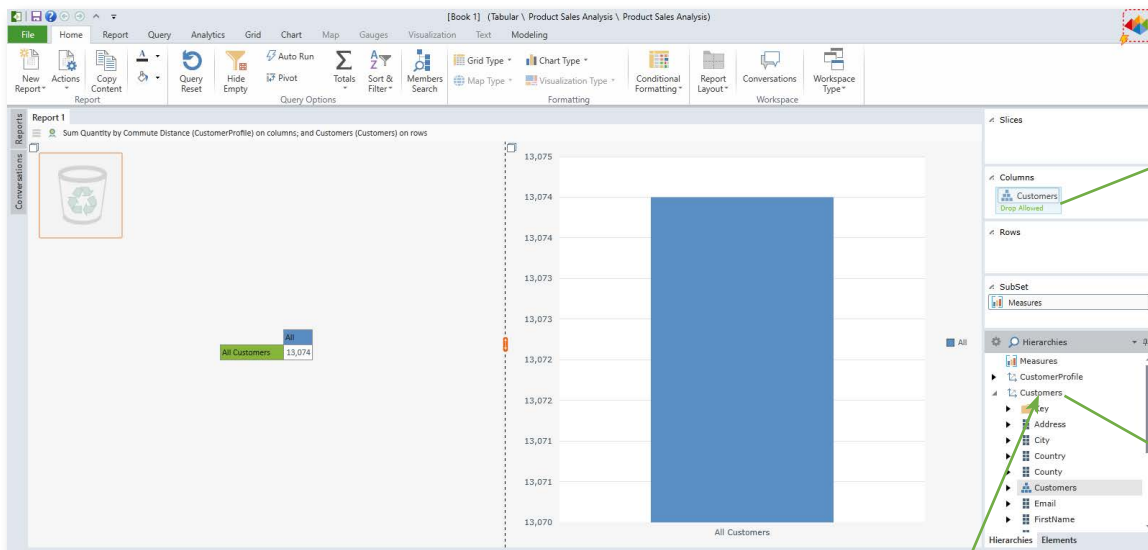
Drill down to a specific **Level**.

**Dice** to drill down into data.

**Sort** rows or columns based on criteria.



## Query Setup



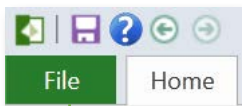
To **execute a query**, press **F2** or the Pyramid icon in the upper right corner.

**Drag and drop** hierarchies onto columns and rows.

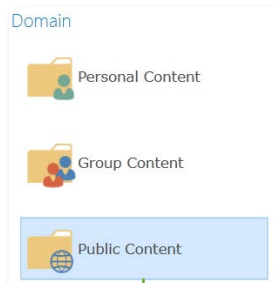
**Display:** Add hierarchies to Rows and Columns to display in the Report Panel.

**Right click** on hierarchy to display members.

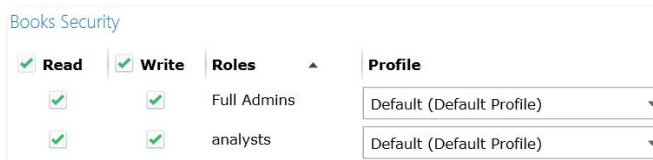
## Saving a View



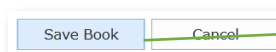
Content that has been created can be **saved** to the server as either private or public.



Select destination folder.



Determine **Books Security** for group or public content.



Provide name and **Save Book**.